

Filter Cleaning Instructions— 3 times per year

Epson Projector

A Noisy Fan indicates a filter needs to be cleaned

1.



Find the filter located next to the bulb

2.



Pull the filter out as illustrated above and below




3.




Examine filter for dust particles or dirt blockage

4.




Filter should be free of all dust particles for air flow

5.




As necessary, gently tap the filter over a garbage can to loosen the dirt particles. If needed use a compressed air can to gently spray out dirt.

Save a costly bulb replacement!
Clean your filter



6.



Gently insert filter back into slot. It will only fully seat itself in one direction as illustrated.